



HEALTHIER, LONGER,
BETTER LIVES

AIA PHILAM LIFE ELITE CONSERVATIVE FUND

April 30, 2025

Fund Description

The AIA Philam Life Elite Conservative Fund seeks long-term total return (combination of capital growth and income) and at the same time minimize short term capital risk by investing in a portfolio of equities and fixed income securities. The ILP Sub-Fund's expected average direct and indirect exposure to equities will be approximately 30% over the long-term, however this exposure may vary from time to time. The other 70% will be invested in fixed income or money market instruments.

Historical Performance¹

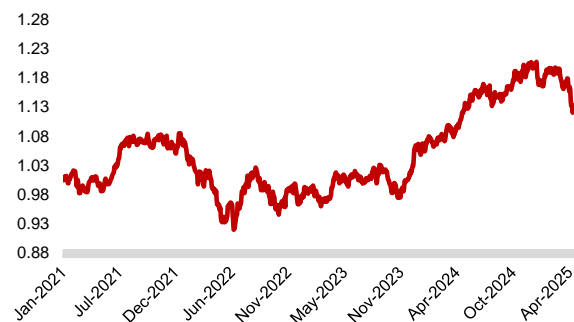
6MOS	1YR	3YRS	5YRS	YTD	Since Inception
-3.99%	3.24%	18.20%	-	-2.82%	13.15%

¹ Returns are net of fees. Past performance is not indicative of future returns

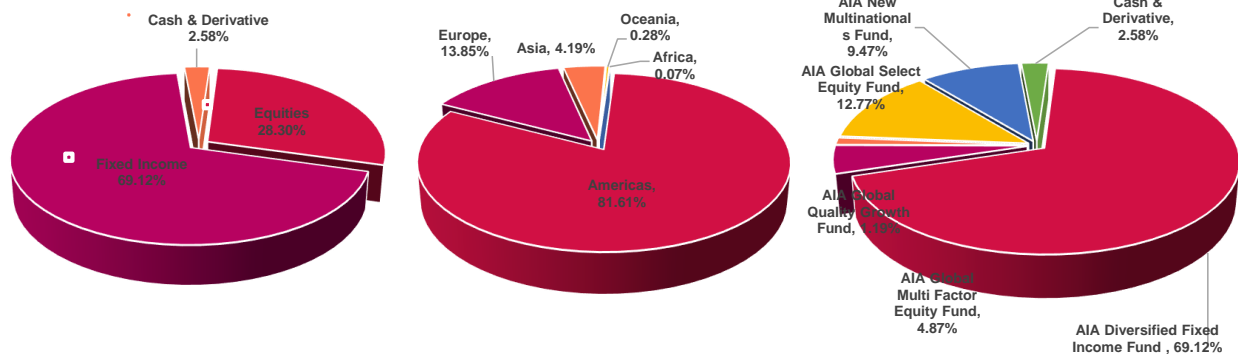
Key Figures and Statistics

NET ASSET VALUE PER UNIT (NAV)	1.1517
INCEPTION DATE	18 January, 2021
FUND CLASSIFICATION	Fixed Income Fund
RISK PROFILE	Conservative
FUND CURRENCY	Philippine Peso
DOMICILE	Philippines

Net Asset Value Per Unit (NAVPU) Graph



Regional & Asset Allocation



Readership: This document is intended solely for the addressee(s). Its content may be legally privileged and/or confidential. This material is only valid if distributed in the Philippines.

Opinions: Any opinions expressed in this document may be subject to change without notice. We are not soliciting or recommending any action based on this material.

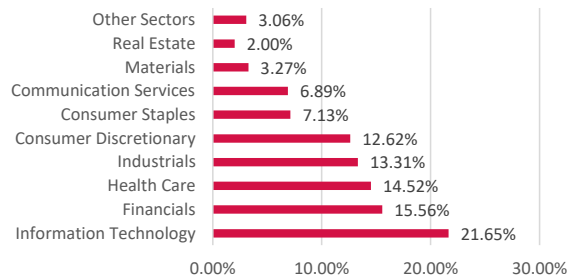
Risk Warning: Past performance is not indicative of future results. Our investment management services relate to a variety of investments, each of which can fluctuate in value. The value of portfolios we manage may fall as well as rise, and the investor may not get back the full amount originally invested. The investment risk vary between different types of instruments. For example, for portfolios denominated in foreign currencies, changes in the rate of exchange may cause the value of investments, and consequently the value of the portfolio, to increase or decrease. In the case of a higher portfolio volatility, the realized loss upon redemption may be high, as the investment's value may decline substantially. In making an investment decision, prospective investors must rely on their own examination of the merits and risks involved. Unless otherwise noted, all information contained herein is sourced from AIA Philippines Group internal data. The content included herein has been shared with various in-house departments within the member companies of AIA Philippines Group, in the ordinary course of completion. All AIA Philippines Group member companies comply with the confidentiality requirements of their respective jurisdictions. Parts of this presentation may be based on information received from sources we consider reliable.



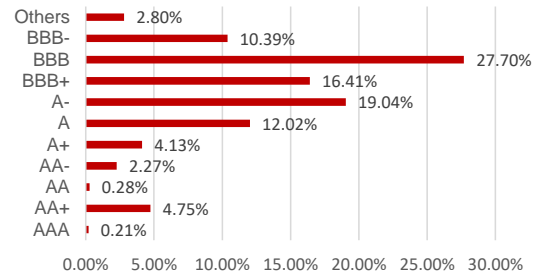
HEALTHIER, LONGER,
BETTER LIVES

AIA PHILAM LIFE ELITE CONSERVATIVE FUND April 30, 2025

Equity: Sector Allocation



Fixed Income: Ratings Allocation



Top Holdings

Top 5 (Equities)

Microsoft Corp	1.27%
Taiwan Semiconductor Manufacturing Co Ltd	0.76%
Meta Platforms Inc	0.54%
ASML Holding NV	0.51%
Visa Inc	0.51%

Top 5 (Fixed Income)

United States Treasury NoteBond 3.75% 30/04/2027	1.11%
Goldman Sachs Group IncThe 5.218% VRN 23-04-2031	1.01%
United States Treasury NoteBond 4.625% 15/05/2044	0.80%
Bank of America Corp 4.979% VRN 24/01/2029	0.67%
Principal Life Global Funding II 4.8% 09/01/2028	0.66%

Commentary:

Macro Review

Despite uncertainties due to tariff announcements on Liberation Day, the US labor market continued to create jobs in April 2025 and unemployment rate crept was unchanged from the previous month. The US manufacturing sector stayed in contractionary territory in April 2025 and this meant that the US manufacturing sector was in contractionary territory for the second consecutive month. The US Services sector remained in expansionary territory in April 2025. Citi's Economic Surprise Index ended April 2025 in negative territory. US inflation for April 2025 remained above the Federal Reserve's target inflation rate, though the April 2025 reading was lower than the readings for the first three months of 2025.

In April 2025, the Eurozone manufacturing continued to stay sluggish in contractionary territory. Eurozone manufacturing has been in contractionary territory for more than 2 years. In April 2025, Eurozone Services PMI continued to be in expansionary territory. Citi's Economic Surprise Index for Eurozone declined in April 2025 and ended the month in negative territory. In April 2025, Eurozone inflation remained positive and was unchanged compared to the March 2025 reading.

In April 2025, China's manufacturing sector dipped into contractionary territory. China's non-manufacturing PMI remained in expansionary territory in April 2025 though the April 2025 reading was lower than that in March 2025. China's consumer price inflation remained negative in April 2025 for the third consecutive month. Both China consumer price inflation and producer price inflation were negative in April 2025. Citi's Economic Surprise Index for China continued its positive trajectory and ended April 2025 in positive territory.

Market Review

It was a volatile April 2025 which saw global equities starting the month under pressure due to the Liberation Day announcements. However, a 90-day reprieve announced by the US administration coupled with expectations of trade catalyzed a strong rebound in the equity markets and equities eventually ended April 2025 with positive returns. For the month ending April 2025, Consumer Staples, Utilities, and Industrials led while Energy, Health Care and Financials lagged. For April 2025, in terms of investment styles, Momentum and Growth led while High Dividend Yield and Value lagged. For April 2025, across the major geographic regions in USD terms, India equities led, while China A equities lagged.

The fixed income markets were mixed in April 2025. US Treasuries delivered positive returns in April 2025 while investment grade corporate bonds and high yield corporate bonds ended down. US 10-year yield dipped for the fourth consecutive month in April 2025. High yield and investment grade credit spreads widened in April 2025, with high yield credit spread expanding significantly more than investment grade credit spread.

Broad commodities markets were down in April 2025. Gold delivered positive return and was the safe-haven asset during the tariff driven stress period. Oil and Copper were down significantly in April 2025. The US Dollar depreciated against both DM currencies and Asia currencies in April 2025.

Portfolio Review

Elite Conservative Fund:

- The fund delivered negative PHP returns, underperforming its benchmark for the month of April 2025.

- In terms of currency movements, USD depreciated against the PHP for the month.

SICAV funds

- In terms of absolute performance, AIA New Multinationals Fund, Global Quality Growth Fund, AIA Global Select Equity Fund and AIA Diversified Fixed Income Fund delivered positive USD returns while AIA Global Multi-Factor Equity Fund delivered negative USD returns for the month of April 2025.
- In terms of relative performance, AIA New Multinationals Fund, Global Quality Growth Fund, AIA Global Select Equity Fund and AIA Diversified Fixed Income Fund outperformed while AIA Global Multi-Factor Equity Fund underperformed their respective benchmarks for the month of April 2025.

Outlook

Risk assets experienced a sharp sell-off in early April but staged a strong rebound driven by anticipation of trade deals between US and the other countries. While price action has stabilized, uncertainty remains and markets could remain volatile as market participants are assessing whether a new world order has been established, where the previous regime of globalization and free trade has been abruptly displaced by a regime where countries erect trade barriers and protectionism takes precedence. As such, over the short term, we remain vigilant and will be closely monitoring for concrete progress on the trade negotiations front.

Notwithstanding the short-term focus on downside risk management, taking a medium-term perspective, growth conditions were benign prior to Liberation Day with Global PMI signalling steady trend-like growth, and 2025 US earnings forecast in high-single digits. Supportive growth conditions provide a buffer for the global economy to respond to shocks such as the increased tariffs. The key is to stick to a disciplined investment process, carefully weigh medium term upsides returns versus downside risks and not be whipsawed by the volatile market environment.

Readership: This document is intended solely for the addressee(s). Its content may be legally privileged and/or confidential. This material is only valid if distributed in the Philippines.

Opinions: Any opinions expressed in this document may be subject to change without notice. We are not soliciting or recommending any action based on this material.

Risk Warning: Past performance is not indicative of future results. Our investment management services relate to a variety of investments, each of which can fluctuate in value. The value of portfolios we manage may fall as well as rise, and the investor may not get back the full amount originally invested. The investment risk vary between different types of instruments. For example, for portfolios denominated in foreign currencies, changes in the rate of exchange may cause the value of investments, and consequently the value of the portfolio, to increase or decrease. In the case of a higher portfolio volatility, the realized loss upon redemption may be high, as the investment's value may decline substantially. In making an investment decision, prospective investors must rely on their own examination of the merits and risks involved. Unless otherwise noted, all information contained herein is sourced from AIA Philippines Group internal data. The content included herein has been shared with various in-house departments within the member companies of AIA Philippines Group, in the ordinary course of completion. All AIA Philippines Group member companies comply with the confidentiality requirements of their respective jurisdictions. Parts of this presentation may be based on information received from sources we consider reliable.