

AIA PHILAM LIFE ELITE CONSERVATIVE FUND

November 29, 2024

Fund Description

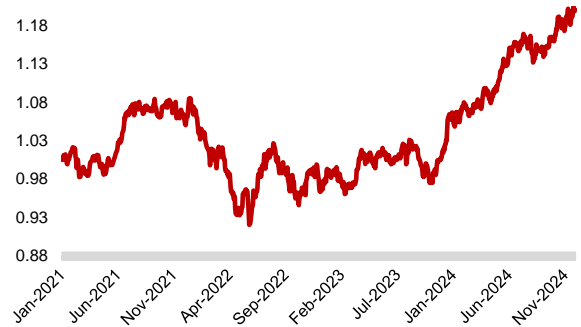
The AIA Philam Life Elite Conservative Fund seeks long-term total return (combination of capital growth and income) and at the same time minimize short term capital risk by investing in a portfolio of equities and fixed income securities. The ILP Sub-Fund's expected average direct and indirect exposure to equities will be approximately 30% over the long-term, however this exposure may vary from time to time. The other 70% will be invested in fixed income or money market instruments.

Historical Performance¹

6MOS	1YR	3YRS	5YRS	YTD	Since Inception
6.16%	18.11%	13.02%	-	13.09%	19.60%

¹ Returns are net of fees. Past performance is not indicative of future returns

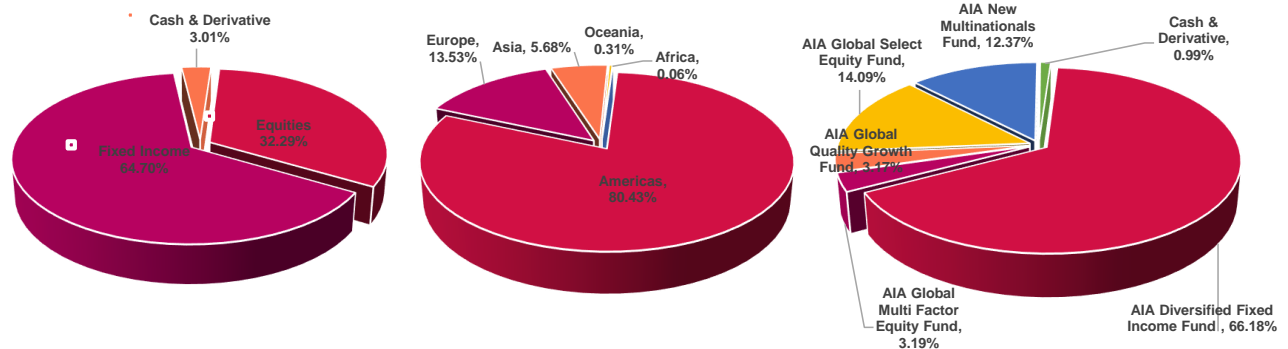
Net Asset Value Per Unit (NAVPU) Graph



Key Figures and Statistics

NET ASSET VALUE PER UNIT (NAV)	1.196
INCEPTION DATE	18 January, 2021
FUND CLASSIFICATION	Fixed Income Fund
RISK PROFILE	Conservative
FUND CURRENCY	Philippine Peso
DOMICILE	Philippines

Regional & Asset Allocation



Readership: This document is intended solely for the addressee(s). Its content may be legally privileged and/or confidential. This material is only valid if distributed in the Philippines.

Opinions: Any opinions expressed in this document may be subject to change without notice. We are not soliciting or recommending any action based on this material.

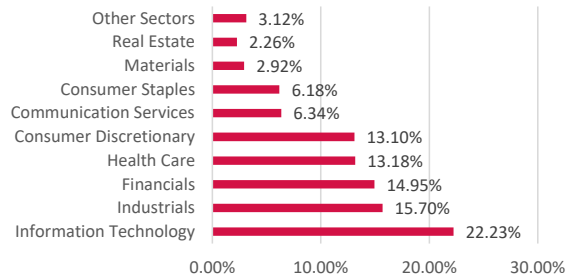
Risk Warning: Past performance is not indicative of future results. Our investment management services relate to a variety of investments, each of which can fluctuate in value. The value of portfolios we manage may fall as well as rise, and the investor may not get back the full amount originally invested. The investment risk vary between different types of instruments. For example, for portfolios denominated in foreign currencies, changes in the rate of exchange may cause the value of investments, and consequently the value of the portfolio, to increase or decrease. In the case of a higher portfolio volatility, the realized loss upon redemption may be high, as the investment's value may decline substantially. In making an investment decision, prospective investors must rely on their own examination of the merits and risks involved. Unless otherwise noted, all information contained herein is sourced from AIA Philippines Group internal data. The content included herein has been shared with various in-house departments within the member companies of AIA Philippines Group, in the ordinary course of completion. All AIA Philippines Group member companies comply with the confidentiality requirements of their respective jurisdictions. Parts of this presentation may be based on information received from sources we consider reliable.



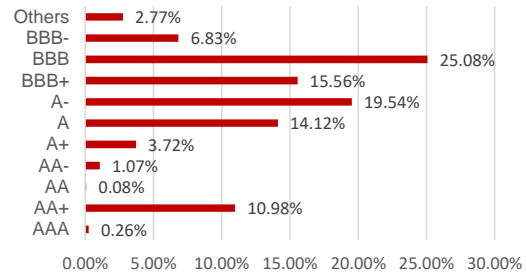
HEALTHIER, LONGER,
BETTER LIVES

**AIA PHILAM LIFE
ELITE CONSERVATIVE FUND
November 29, 2024**

Equity: Sector Allocation



Fixed Income: Ratings Allocation



Top Holdings

Top 5 (Equities)

Microsoft Corp	1.49%
Taiwan Semiconductor Manufacturing Co Ltd	0.91%
Novo Nordisk A/S	0.64%
Deere & Co	0.62%
Meta Platforms Inc	0.60%

Top 5 (Fixed Income)

United States Treasury NoteBond 4.625% 30/06/2026	2.21%
United States Treasury NoteBond 4.25% 15/11/2034	1.27%
Deutsche Bank AGNew York NY 5.414% 10/05/2029	0.70%
UnitedHealth Group Inc 3.7% 15/12/2025	0.64%
United States Treasury NoteBond 3.5% 30/09/2029	0.63%

Commentary:

Macro Review

The US economy remained resilient with the Atlanta Fed nowcasting model forecasting acceleration in GDP growth over the course of November 2024. The US manufacturing sector showed signs of picking up though remained in contractionary territory. In contrast, Services PMI dipped in November 2024 but remained in expansionary territory. Citi's Economic Surprise Index for the US continued to remain in positive territory over November 2024. US inflation for November 2024 picked up modestly. November 2024 also saw conclusive results of the US election with Donald Trump winning a clear mandate from the US voters. The Federal Reserve cut rates by 25 basis points in the November 2024 FOMC meeting.

In November 2024, the Eurozone manufacturing sank further into contractionary territory. The Eurozone Services PMI also fell into contractionary territory in November 2024, halting a run of 9 consecutive months where Services PMI was in expansionary territory. Citi's Economic Surprise Index for Eurozone dropped sharply in November 2024 and ended the month in negative territory. Inflation in Eurozone increased in November 2024.

China's National People's Congress meeting was held in November 2024 and concluded with the Ministry of finance announcing RMB 10 trillion worth of new measures to address local government debt issues. Market response was not positive as markets may have been looking for concrete measures to stimulation consumption in China. In November 2024, China's manufacturing PMI continued to be in expansionary territory for the second consecutive month. China's non-manufacturing PMI dipped slightly in November 2024 compared to the October 2024 level. In November 2024, consumer inflation in China was modestly positive but dipped from October 2024 reading. Producer price inflation rebounded slightly but still in negative territory and has been in negative territory since October 2022. Citi's Economic Surprise Index for China continued to recover in November 2024 and ended the month in positive territory.

Market Review

In November 2024, Global equities bounced back from the decline in October 2024. For the month ending November 2024, Consumer Discretionary, Financials and Information Technology led while Materials, Health Care and Utilities lagged. In terms of investment styles, Growth led while Value lagged. Across the major geographic regions, US equities led, while Asia equities lagged.

The fixed income markets delivered positive returns in November 2024. US Treasuries, Investment Grade and High Yield indices all were up in November 2024. Treasuries index was up as US 10-year yield declined in November 2024. Credit spreads compressed in November 2024 with High Yield spreads compressing more than Investment Grade spreads.

The commodities markets were mixed in November 2024. Gold and Copper were down while Oil was up modestly in November. The US Dollar appreciated against both DM currencies and Asia currencies in November 2024.

Portfolio Review

Elite Conservative Fund:

- The fund delivered positive PHP returns for the month and YTD November 2024, underperforming its benchmark on the month and YTD November 2024.
- In terms of currency movements, USD appreciated against the PHP for the month

SICAV funds

- In terms of absolute performance, AIA New Multinationals Fund, AIA Global Multi-Factor Equity Fund, AIA Global Quality Growth Fund, AIA Global Select Equity Fund and AIA Diversified Fixed Income Fund delivered positive USD returns for the month.
- In terms of relative performance, AIA New Multinationals Fund, AIA Global Multi-Factor Equity Fund, AIA Global Quality Growth Fund, AIA Global Select Equity Fund and AIA Diversified Fixed Income Fund underperformed their respective benchmarks for the month.

Outlook

The outlook for equities over the medium term remains constructive. On the fundamentals front, the US economy remains resilient and earnings growth in 2025 is expected to be higher than that of 2024. On the policy front, central banks around the globe are easing monetary policy. The Federal Reserve is on a rate cut cycle. In addition, Chinese policy makers have also embarked on monetary easing and the Politburo has indicated plans to increase public spending to support economic growth.

Our assessment is that we remain in an equity bull market. The pull-back in October 2024 was quickly bought into and equities bounced back in November 2024. The conclusive results of the US election removed political uncertainty and helped boost risk sentiment. Risk appetite indicators such as high beta versus low volatility improved. In addition, market internals such as cyclical equities versus defensive equities are showing clear signs of improvement. In-line with our constructive view on risk assets, the Fund remains overweight equities. We continue to closely monitor the markets and would apply bi-directional risk management to the Elite Funds.

Readership: This document is intended solely for the addressee(s). Its content may be legally privileged and/or confidential. This material is only valid if distributed in the Philippines.

Opinions: Any opinions expressed in this document may be subject to change without notice. We are not soliciting or recommending any action based on this material.

Risk Warning: Past performance is not indicative of future results. Our investment management services relate to a variety of investments, each of which can fluctuate in value. The value of portfolios we manage may fall as well as rise, and the investor may not get back the full amount originally invested. The investment risk vary between different types of instruments. For example, for portfolios denominated in foreign currencies, changes in the rate of exchange may cause the value of investments, and consequently the value of the portfolio, to increase or decrease. In the case of a higher portfolio volatility, the realized loss upon redemption may be high, as the investment's value may decline substantially. In making an investment decision, prospective investors must rely on their own examination of the merits and risks involved. Unless otherwise noted, all information contained herein is sourced from AIA Philippines Group internal data. The content included herein has been shared with various in-house departments within the member companies of AIA Philippines Group, in the ordinary course of completion. All AIA Philippines Group member companies comply with the confidentiality requirements of their respective jurisdictions. Parts of this presentation may be based on information received from sources we consider reliable.