

# AIA PHILAM LIFE ELITE ADVENTUROUS FUND

March 27, 2024

## Fund Description

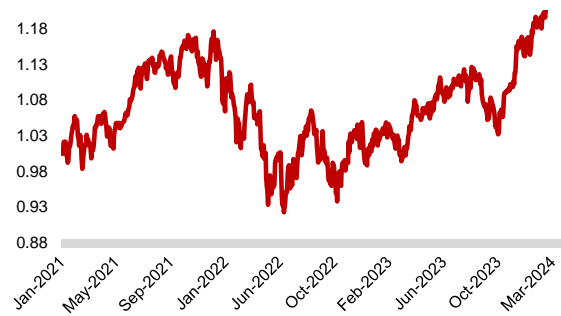
The AIA Philam Life Elite Adventurous Fund seeks long-term total return (combination of capital growth and income) with higher risk by investing in a portfolio of mostly equities and a small proportion of fixed income securities. The ILP Sub-Fund's expected average direct and indirect exposure to equities will be approximately 90% over the long-term, however this exposure may vary from time to time. The other 10% will be invested in fixed income or money market instruments.

## Historical Performance<sup>1</sup>

6MOS	1YR	3YRS	5YRS	YTD	Since Inception
16.91%	21.73%	23.66%	-	7.80%	25.04%

<sup>1</sup> Returns are net of fees. Past performance is not indicative of future returns

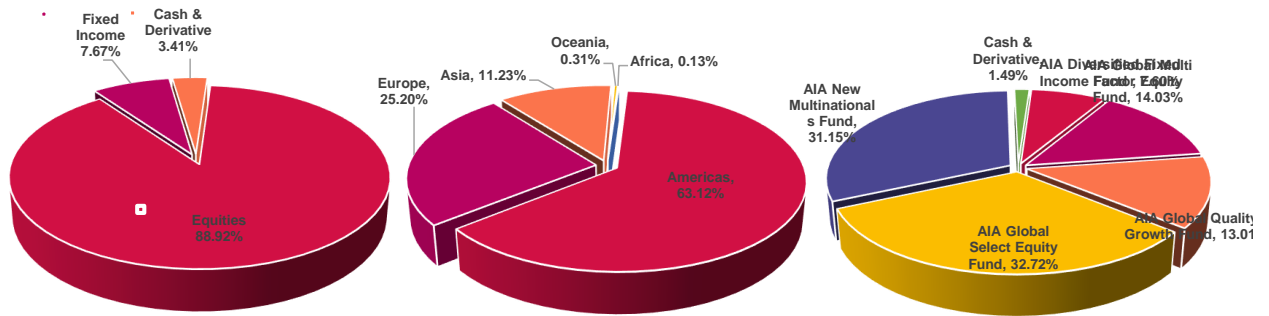
## Net Asset Value Per Unit (NAVPU) Graph



## Key Figures and Statistics

NET ASSET VALUE PER UNIT (NAV)	1.2504
INCEPTION DATE	18 January, 2021
FUND CLASSIFICATION	Equity Fund
RISK PROFILE	Aggressive
FUND CURRENCY	Philippine Peso
DOMICILE	Philippines

## Regional & Asset Allocation



**Readership:** This document is intended solely for the addressee(s). Its content may be legally privileged and/or confidential. This material is only valid if distributed in the Philippines.

**Opinions:** Any opinions expressed in this document may be subject to change without notice. We are not soliciting or recommending any action based on this material.

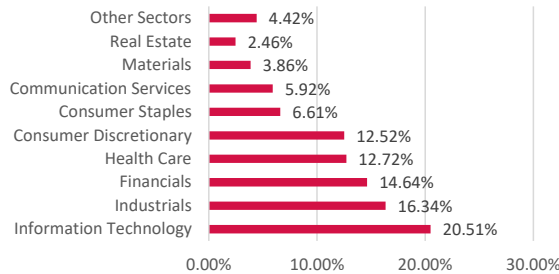
**Risk Warning:** Past performance is not indicative of future results. Our investment management services relate to a variety of investments, each of which can fluctuate in value. The value of portfolios we manage may fall as well as rise, and the investor may not get back the full amount originally invested. The investment risk vary between different types of instruments. For example, for portfolios denominated in foreign currencies, changes in the rate of exchange may cause the value of investments, and consequently the value of the portfolio, to increase or decrease. In the case of a higher portfolio volatility, the realized loss upon redemption may be high, as the investment's value may decline substantially. In making an investment decision, prospective investors must rely on their own examination of the merits and risks involved. Unless otherwise noted, all information contained herein is sourced from AIA Philippines Group internal data. The content included herein has been shared with various in-house departments within the member companies of AIA Philippines Group, in the ordinary course of completion. All AIA Philippines Group member companies comply with the confidentiality requirements of their respective jurisdictions. Parts of this presentation may be based on information received from sources we consider reliable.



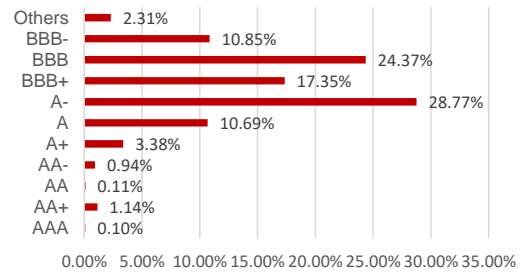
**HEALTHIER, LONGER,  
BETTER LIVES**

**AIA PHILAM LIFE  
ELITE ADVENTUROUS FUND  
March 27, 2024**

**Equity: Sector Allocation**



**Fixed Income: Ratings Allocation**



**Top Holdings**

**Top 5 (Equities)**

Microsoft Corp	3.89%
Taiwan Semiconductor Manufacturing Co Ltd	2.50%
Texas Instruments Inc	1.55%
Recruit Holdings Co Ltd	1.53%
Deere & Co	1.46%

**Top 5 (Fixed Income)**

eBay Inc 3.45% 01/08/2024	0.11%
Morgan Stanley 1.164% VRN 21/10/2025	0.11%
Equinix Inc 2.625% 18/11/2024	0.11%
UnitedHealth Group Inc 3.7% 15/12/2025	0.09%
TMobile USA Inc 5.375% 15/04/2027	0.08%

**Commentary:**

**Macro Review**

As of March 2024, nowcasting model by the Federal Reserve continues to forecast positive real GDP growth in the United States. March 2024 saw the US manufacturing sector PMI rebounded back to expansionary territory, and with this rebound, both the US services and manufacturing sectors were back in expansionary territory. Broadly, economic releases surprised on the upside for March 2024 as Citi's Economic Surprise Index ended in positive territory. US inflation for March 2024 remained above the target inflation rate. The Federal Reserve held rates steady at the March 2024 FOMC meeting.

In March 2024, the Eurozone manufacturing PMI continued to languish in contraction territory while the services PMI continued to move higher in expansionary territory. Citi's Economic Surprise Index for Eurozone continued to remain positive over the course of March 2024. Inflation in Eurozone eased further in March 2024, continuing to descend from the highs reached earlier in 2022. This paves the way for looser monetary policy for Eurozone.

China's manufacturing rebounded to positive territory in March 2024 after having been in contractionary territory for 5 consecutive months. China headline consumer price inflation number remained positive in March 2024, marking the second month of positive readings. However, producer price inflation continued to be negative in March 2024.

**Market Review**

Global equities continued to rally in March 2024 and was up the fifth consecutive month. Energy, Materials and Utilities sectors led the rally while the Consumer Discretionary, Consumer Staples and Health Care sectors lagged. Small cap equities outperformed large cap equities in March 2024. In terms of investment styles, Value and Momentum led while Growth and Minimum Volatility lagged. Across the major geographic regions, Europe equities led the advance.

The fixed income markets saw broad-based positive returns in March 2024. Treasuries, Investment Grade and High Yield indices delivered positive returns in March 2024. Treasuries index posted positive returns as US 10-year yield decreased in March 2024 halting the rise in 10-year yield in the first 2 months of the year. Investment Grade Corporate Bonds outperformed High Yield Corporate Bonds, and credit spreads tightened in the month of March 2024.

The broad commodities benchmark also advanced in March 2024. Oil, Copper and Gold were all up in March 2024. The US Dollar appreciated against both DM currencies and Asia currencies in March 2024.

**Portfolio Review**

**Elite Adventurous Fund:**

- The fund delivered positive returns for the month, underperforming its benchmark. Note that portfolio and benchmark reporting are not aligned for March 2024 due to Philippines holiday on 28 March thus fund NAV was not available on that day.

**SICAV funds**

- In terms of absolute performance, AIA Global Select Equity Fund, AIA New Multinationals, AIA Global Quality Growth Fund, AIA Global Multi-Factor Equity Fund and AIA Diversified Fixed Income delivered positive absolute returns for the month.
- In terms of relative performance, AIA New Multinationals Fund, AIA Global Multi-Factor Equity Fund and AIA Global Quality Growth Fund outperformed their respective benchmarks for the month. AIA Global Select Equity Fund and AIA Diversified Fixed Income Fund underperformed their respective benchmarks for the month.

**Outlook**

Fundamentals continue to hold up with both macro growth and earnings growth poised to continue their positive trajectory. The outlook for equities over the medium term remains constructive. On the technical front, risk appetite is back though not yet at extreme levels. However, there are pockets of exuberance as a small number of stocks have risen sharply since the start of the year. For a more sustainable rally, the rally would need to further broaden out. In addition, in terms of cross asset price action, bond yields are up alongside dollar strength – a sign that liquidity conditions could be less favourable. As such, we have brought down allocations to risk assets for the funds.

On the intra asset level, Elite's equity sub-portfolio is anchored by AIA New Multinationals Fund and AIA Global Select Equity Fund, which offer a blend of investment styles. The Elite equity sub-portfolio also has exposure in the value investment style which could do well should the equity rally broaden out to include sectors and investment styles which have lagged.

**Readership:** This document is intended solely for the addressee(s). Its content may be legally privileged and/or confidential. This material is only valid if distributed in the Philippines.

**Opinions:** Any opinions expressed in this document may be subject to change without notice. We are not soliciting or recommending any action based on this material.

**Risk Warning:** Past performance is not indicative of future results. Our investment management services relate to a variety of investments, each of which can fluctuate in value. The value of portfolios we manage may fall as well as rise, and the investor may not get back the full amount originally invested. The investment risk vary between different types of instruments. For example, for portfolios denominated in foreign currencies, changes in the rate of exchange may cause the value of investments, and consequently the value of the portfolio, to increase or decrease. In the case of a higher portfolio volatility, the realized loss upon redemption may be high, as the investment's value may decline substantially. In making an investment decision, prospective investors must rely on their own examination of the merits and risks involved. Unless otherwise noted, all information contained herein is sourced from AIA Philippines Group internal data. The content included herein has been shared with various in-house departments within the member companies of AIA Philippines Group, in the ordinary course of completion. All AIA Philippines Group member companies comply with the confidentiality requirements of their respective jurisdictions. Parts of this presentation may be based on information received from sources we consider reliable.