

AIA PHILAM LIFE ELITE ADVENTUROUS FUND

JANUARY 31, 2024

Fund Description

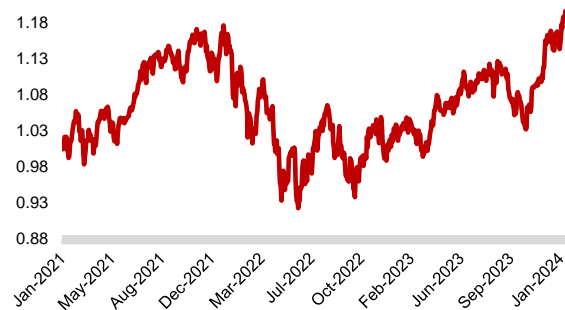
The AIA Philam Life Elite Adventurous Fund seeks long-term total return (combination of capital growth and income) with higher risk by investing in a portfolio of mostly equities and a small proportion of fixed income securities. The ILP Sub-Fund's expected average direct and indirect exposure to equities will be approximately 90% over the long-term, however this exposure may vary from time to time. The other 10% will be invested in fixed income or money market instruments.

Historical Performance¹

6MOS	1YR	3YRS	5YRS	YTD	Since Inception
7.07%	15.68%	20.31%	-	2.43%	18.81%

¹ Returns are net of fees. Past performance is not indicative of future returns

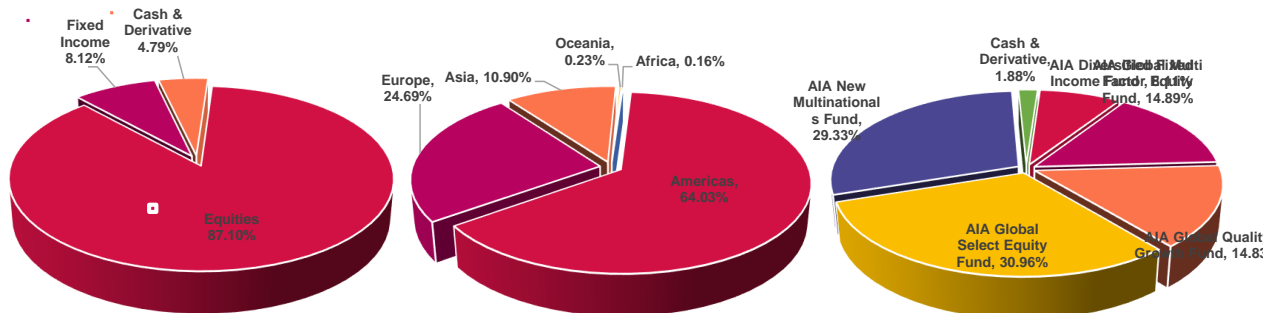
Net Asset Value Per Unit (NAVPU) Graph



Key Figures and Statistics

NET ASSET VALUE PER UNIT (NAV)	1.1881
INCEPTION DATE	18 January, 2021
FUND CLASSIFICATION	Equity Fund
RISK PROFILE	Aggressive
FUND CURRENCY	Philippine Peso
DOMICILE	Philippines

Regional & Asset Allocation



Readership: This document is intended solely for the addressee(s). Its content may be legally privileged and/or confidential. This material is only valid if distributed in the Philippines.

Opinions: Any opinions expressed in this document may be subject to change without notice. We are not soliciting or recommending any action based on this material.

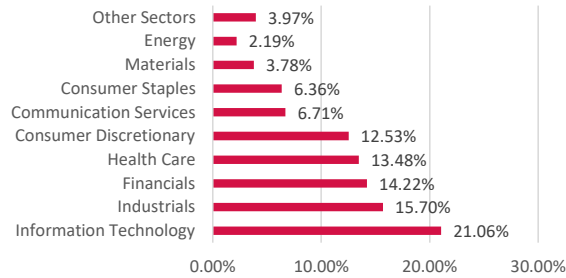
Risk Warning: Past performance is not indicative of future results. Our investment management services relate to a variety of investments, each of which can fluctuate in value. The value of portfolios we manage may fall as well as rise, and the investor may not get back the full amount originally invested. The investment risk vary between different types of instruments. For example, for portfolios denominated in foreign currencies, changes in the rate of exchange may cause the value of investments, and consequently the value of the portfolio, to increase or decrease. In the case of a higher portfolio volatility, the realized loss upon redemption may be high, as the investment's value may decline substantially. In making an investment decision, prospective investors must rely on their own examination of the merits and risks involved. Unless otherwise noted, all information contained herein is sourced from AIA Philippines Group internal data. The content included herein has been shared with various in-house departments within the member companies of AIA Philippines Group, in the ordinary course of completion. All AIA Philippines Group member companies comply with the confidentiality requirements of their respective jurisdictions. Parts of this presentation may be based on information received from sources we consider reliable.



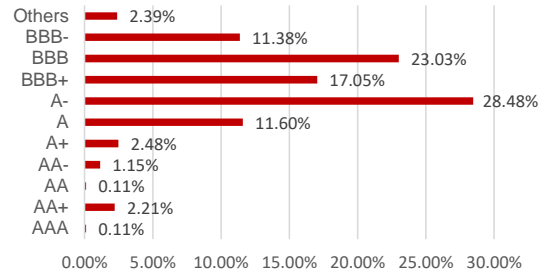
HEALTHIER, LONGER,
BETTER LIVES

**AIA PHILAM LIFE
ELITE ADVENTUROUS FUND
JANUARY 31, 2024**

Equity: Sector Allocation



Fixed Income: Ratings Allocation



Top Holdings

Top 5 (Equities)

Microsoft Corp	3.87%
Taiwan Semiconductor Manufacturing Co Ltd	2.46%
Recruit Holdings Co Ltd	1.46%
Texas Instruments Inc	1.45%
ASML Holding NV	1.35%

Top 5 (Fixed Income)

eBay Inc 3.45% 01/08/2024	0.13%
Morgan Stanley 1.164% VRN 21/10/2025	0.13%
Equinix Inc 2.625% 18/11/2024	0.12%
UnitedHealth Group Inc 3.7% 15/12/2025	0.10%
TMobile USA Inc 5.375% 15/04/2027	0.09%

Commentary:

Macro Review

The US labor market delivered another upside surprise in January 2024 with nonfarm payrolls coming in stronger than expected. For January 2024, the US manufacturing sector remained in contraction territory and the US services sector remained in expansionary territory. Broadly, economic releases surprised on the upside for January 2024 and Citi's Economic Surprise Index ended January 2024 in positive territory. US inflation for December 2023 hovered above the target inflation rate. The Federal Reserve held rates steady at the January 2024 FOMC meeting.

Economic growth in Europe remained challenged with both manufacturing and services PMI in the contractionary zone for January 2024. Citi's Economic Surprise Index for Eurozone continued to trend up and is near flat at the end of January 2024. Inflation in Eurozone continued to ease in January 2024, descending from the highs reached earlier in 2022. ECB held the main refinancing operations rate steady in the January 2024 monetary policy meeting.

China's economic growth remained challenged. For January 2024, China's manufacturing sector remain mired in contractionary territory. China is experiencing deflation with both headline consumer price inflation and producer price inflation coming in negative in January 2024. With the muted economic backdrop in China, market participants will be looking to the policymakers for more concrete measures to support the economy.

Market Review

Global equities continued to rally in January 2024 and was up the third consecutive month. The Communication Services and Information Technology sectors led the rally while the Materials and Utilities sectors lagged. Large cap equities outperformed small cap equities in January 2024. In terms of investment styles, momentum, quality and growth led while value and high dividend yield lagged. Across the major geographic regions, US equities outperformed while Asia equities continued to lag.

The fixed income market took a pause in January 2024 after a strong end to 2023. Treasuries declined as US 10-year yield increased in January 2024. While US high yield spread widened in January, its higher carry provided an offset to the negative impact from the spread widening. US investment grade corporate bond ended January 2024 slightly down.

The broad commodities benchmark was flat in January 2024. Oil was up in January 2024 as geopolitical tensions catalysed a rally. Gold was down in January 2024 alongside strength in the USD against both DM and Asian currencies.

Portfolio Review

Elite Adventurous Fund:

- The fund was up 2.44% for the month, underperforming its benchmark by 26 bps

SICAV funds

- In terms of absolute performance, AIA Global Select Equity Fund, AIA New Multinationals and AIA Global Multi-Factor Equity Fund delivered positive absolute returns for the month while AIA Global Quality Growth Fund and AIA Diversified Fixed Income were down for the month.
- In terms of relative performance, AIA New Multinationals Fund, AIA Global Select Equity Fund, and AIA Diversified Fixed Income Fund outperformed the respective benchmarks for the month. AIA Global Multi-Factor Equity Fund and AIA Global Quality Growth Fund underperformed respective benchmarks for the month.

Outlook

Fundamentals remain resilient with labour market remaining tight and earnings growth inflecting from the 2022 lows. Based on Factset's report, analysts forecast that earnings growth will continue its positive trajectory in 2024. The outlook for equities over the medium term remains constructive. However, the recent new high in US equities was accompanied with divergences in price action against breadth. As such, the asset allocation for the Elite Funds is modestly overweight equities.

On the intra asset level, Elite's equity sub-portfolio is anchored by AIA New Multinationals Fund and AIA Global Select Equity Fund, which provide growth and quality exposures to the Elite Fund. The Elite equity sub-portfolio also has exposure in the value investment style which could do well should the equity rally broaden out to include sectors and investment styles which have lagged in 2023. The equity rally is likely to be on more solid footing if the rally broadened out to include other sectors or styles that have lagged in 2023, and earnings growth continues its positive trend.

Readership: This document is intended solely for the addressee(s). Its content may be legally privileged and/or confidential. This material is only valid if distributed in the Philippines.

Opinions: Any opinions expressed in this document may be subject to change without notice. We are not soliciting or recommending any action based on this material.

Risk Warning: Past performance is not indicative of future results. Our investment management services relate to a variety of investments, each of which can fluctuate in value. The value of portfolios we manage may fall as well as rise, and the investor may not get back the full amount originally invested. The investment risk vary between different types of instruments. For example, for portfolios denominated in foreign currencies, changes in the rate of exchange may cause the value of investments, and consequently the value of the portfolio, to increase or decrease. In the case of a higher portfolio volatility, the realized loss upon redemption may be high, as the investment's value may decline substantially. In making an investment decision, prospective investors must rely on their own examination of the merits and risks involved. Unless otherwise noted, all information contained herein is sourced from AIA Philippines Group internal data. The content included herein has been shared with various in-house departments within the member companies of AIA Philippines Group, in the ordinary course of completion. All AIA Philippines Group member companies comply with the confidentiality requirements of their respective jurisdictions. Parts of this presentation may be based on information received from sources we consider reliable.