



HEALTHIER, LONGER,
BETTER LIVES

AIA PHILAM LIFE ELITE ADVENTUROUS FUND

November 28, 2025

Fund Description

The AIA Philam Life Elite Adventurous Fund seeks long-term total return (combination of capital growth and income) with higher risk by investing in a portfolio of mostly equities and a small proportion of fixed income securities. The ILP Sub-Fund's expected average direct and indirect exposure to equities will be approximately 90% over the long-term, however this exposure may vary from time to time. The other 10% will be invested in fixed income or money market instruments.

Historical Performance¹

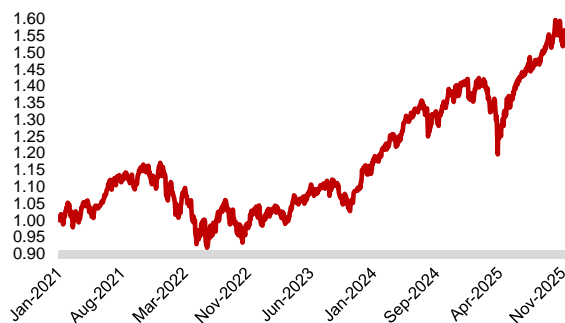
6MOS	1YR	3YRS	5YRS	YTD	Since Inception
14.81%	11.69%	53.55%	-	14.30%	56.71%

¹ Returns are net of fees. Past performance is not indicative of future returns

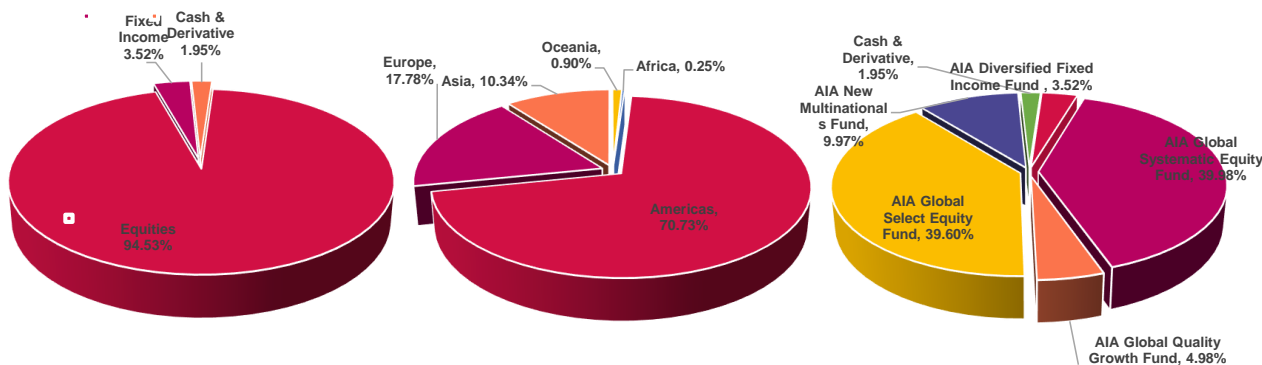
Key Figures and Statistics

NET ASSET VALUE PER UNIT (NAV)	1.5671
INCEPTION DATE	18 January, 2021
FUND CLASSIFICATION	Equity Fund
RISK PROFILE	Aggressive
FUND CURRENCY	Philippine Peso
DOMICILE	Philippines

Net Asset Value Per Unit (NAVPU) Graph



Regional & Asset Allocation



Readership: This document is intended solely for the addressee(s). Its content may be legally privileged and/or confidential. This material is only valid if distributed in the Philippines.

Opinions: Any opinions expressed in this document may be subject to change without notice. We are not soliciting or recommending any action based on this material.

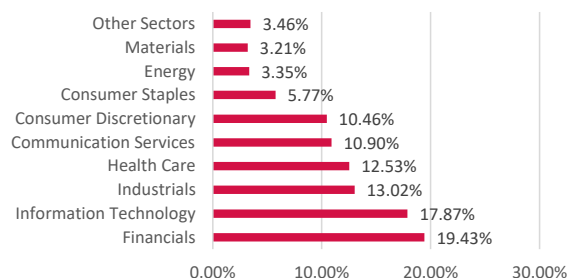
Risk Warning: Past performance is not indicative of future results. Our investment management services relate to a variety of investments, each of which can fluctuate in value. The value of portfolios we manage may fall as well as rise, and the investor may not get back the full amount originally invested. The investment risk vary between different types of instruments. For example, for portfolios denominated in foreign currencies, changes in the rate of exchange may cause the value of investments, and consequently the value of the portfolio, to increase or decrease. In the case of a higher portfolio volatility, the realized loss upon redemption may be high, as the investment's value may decline substantially. In making an investment decision, prospective investors must rely on their own examination of the merits and risks involved. Unless otherwise noted, all information contained herein is sourced from AIA Philippines Group internal data. The content included herein has been shared with various in-house departments within the member companies of AIA Philippines Group, in the ordinary course of completion. All AIA Philippines Group member companies comply with the confidentiality requirements of their respective jurisdictions. Parts of this presentation may be based on information received from sources we consider reliable.



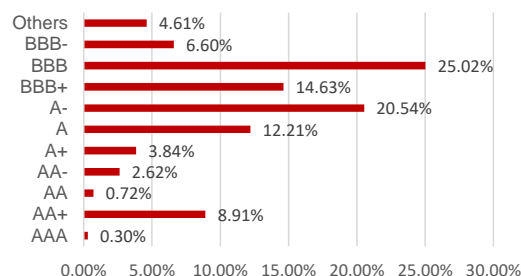
HEALTHIER, LONGER,
BETTER LIVES

AIA PHILAM LIFE ELITE ADVENTUROUS FUND November 28, 2025

Equity: Sector Allocation



Fixed Income: Ratings Allocation



Top Holdings

Top 5 (Equities)

Alphabet Inc	3.08%
Meta Platforms Inc	3.02%
Microsoft Corp	2.94%
Taiwan Semiconductor Manufacturing Co Ltd	2.10%
Broadcom Inc	1.65%

Top 5 (Fixed Income)

United States Treasury NoteBond 3.5% 15/11/2028	0.07%
United States Treasury NoteBond 4.75% 15/08/2055	0.07%
United States Treasury NoteBond 3.75% 31/10/2032	0.05%
Eagle Funding Luxco Sarl 5.5% 17/08/2030	0.04%
American Express Co 5.043% VRN 01/05/2034	0.04%

Commentary:

Macro Review

The U.S. government reopened in November 2025, ending the longest-ever shutdown. With the resumption of federal data releases, updated figures are now reflected in macro reports. The Atlanta Fed GDPNow model estimates Q3 real GDP growth at 3.6% as of 11 December 2025, supported by net exports despite downward revisions to investment and government spending. Nonfarm payrolls for September 2025, delayed by the shutdown, were released in November and showed the economy added 119,000 jobs from August 2025, led by gains in health care.

Manufacturing remained weak, with the ISM Manufacturing PMI at 48.2 in November, marking nine consecutive months of contraction driven by declines in new orders, employment and supplier deliveries. In contrast, services continued to expand, with the ISM Services PMI at 52.6, supported by business activity and new orders.

Inflation stayed above the Fed's target. Year-on-year (YoY) consumer price inflation (CPI) was 3.0% in September 2025 vs 2.9% in August 2025. On a month-on-month (MoM) basis, headline CPI rose 0.3%, driven by a 4.1% increase in gasoline prices. Overall, the U.S. economy remains resilient though inflation pressures are sticky.

Citi's Economic Surprise Index for the Eurozone declined in November but remained in positive territory, indicating data continued to exceed expectations overall. The HCOB Eurozone Manufacturing PMI fell to 49.6 from 50.0 in October 2025, signalling renewed weakness in factory conditions. National PMI data showed a sharp divergence: Germany and France posted nine-month lows and fell deeper into contractionary territory, while other countries recorded improvements. In contrast, the Eurozone Services PMI rose to 53.6 from 53.0 in October 2025, marking the strongest growth since May 2023. The expansion was driven by stronger sales and improving demand for services for the fourth consecutive month. Preliminary figures show Euro area inflation at 2.2% in November 2025, slightly higher than October 2025.

China's economic data signalled continued weakness in November 2025. Citi's Economic Surprise Index remained negative, reflecting softer-than-expected outcomes. The official manufacturing PMI edged up slightly to 49.2 from 49.0 but stayed in contraction. Non-manufacturing PMI slipped into contraction at 49.5, down from 50.1 in October 2025, driven by weaker services activity, with real estate and residential service below threshold. Inflation trends were mixed. CPI rose 0.7% YoY in November 2025, with price increases in five of seven major categories, led by a sharp 14.2% rise in miscellaneous goods and services. In contrast, producer price inflation was down 2.2% YoY, driven by weakness in mining and quarrying.

Market Review

Global equities ended November 2025 about flat. Equity returns across the major geographic regions were mixed. Across the major geographic regions in USD terms, Europe equities led, while Japan equities lagged in November 2025. For the month ending November 2025, Health Care, Materials and Consumer Staples led while Information Technology, Consumer Discretionary, and Industrials lagged. For November 2025, in terms of investment styles, Minimum Volatility led while Growth lagged.

Global bonds delivered positive returns in November 2025. US treasuries, US investment grade corporate bonds and US high yield corporate bonds delivered positive returns in USD terms. US 10-year yield decreased in November 2025 from the end October 2025 level. US high yield credit spread tightened in November 2025 while US investment grade credit spread modestly widened in November 2025.

Broad commodities markets were up in November 2025. Gold as well as Copper were up in November 2025, while Oil posted a negative return. The US Dollar depreciated against most DM and Asia currencies in November 2025.

Portfolio Review

Elite Adventurous Fund:

- The fund delivered negative PHP returns, underperforming its benchmark for the month of November 2025.
- In terms of currency movements, USD depreciated against the PHP for the month.

SICAV funds

- In terms of absolute performance, AIA Global Multi-Factor Equity Fund, AIA World Quality Equity Fund and AIA Diversified Fixed Income Fund delivered positive USD returns while AIA Global Select Equity Fund, AIA Global Quality Growth Fund and AIA New Multinationals Fund delivered negative USD returns for the month of November 2025.
- In terms of relative performance, AIA Global Multi-Factor Equity Fund and AIA World Quality Equity Fund outperformed, while AIA Global Select Equity Fund, AIA Global Quality Growth Fund, AIA New Multinationals Fund and AIA Diversified Fixed Income Fund underperformed their respective benchmarks for the month of November 2025.

Outlook

We are moderately constructive on the outlook for risk assets over the medium term. At the most recent Fed meeting in December 2025, interest rates were cut for the third time this year. This continues to provide liquidity support to the markets. On the earnings front, the 3Q 2025 US earnings result is constructive with an elevated percentage of companies reporting positive earnings surprise. Looking forward to 2026, analysts are projecting double-digit earnings growth for US companies. While there are positive signs, there are also potential risks such as the circularity of AI-related capital flows as well as spreading of credit losses and potential resultant concerns on banks. We are watching for signs for improvement in market breadth to support the thesis of a sustainable equity rally and would be vigilant to monitor against signs of tightening liquidity which could impact the more speculative parts of the market.

With President Trump at the helm, policy uncertainty is likely to remain elevated and there could be bouts of volatility as market participants react to policy measures announced by the US administration. Stewardship via active management and disciplined risk management is key to navigate the ever-evolving investment landscape.

Readership: This document is intended solely for the addressee(s). Its content may be legally privileged and/or confidential. This material is only valid if distributed in the Philippines.

Opinions: Any opinions expressed in this document may be subject to change without notice. We are not soliciting or recommending any action based on this material.

Risk Warning: Past performance is not indicative of future results. Our investment management services relate to a variety of investments, each of which can fluctuate in value. The value of portfolios we manage may fall as well as rise, and the investor may not get back the full amount originally invested. The investment risk vary between different types of instruments. For example, for portfolios denominated in foreign currencies, changes in the rate of exchange may cause the value of investments, and consequently the value of the portfolio, to increase or decrease. In the case of a higher portfolio volatility, the realized loss upon redemption may be high, as the investment's value may decline substantially. In making an investment decision, prospective investors must rely on their own examination of the merits and risks involved. Unless otherwise noted, all information contained herein is sourced from AIA Philippines Group internal data. The content included herein has been shared with various in-house departments within the member companies of AIA Philippines Group, in the ordinary course of completion. All AIA Philippines Group member companies comply with the confidentiality requirements of their respective jurisdictions. Parts of this presentation may be based on information received from sources we consider reliable.