

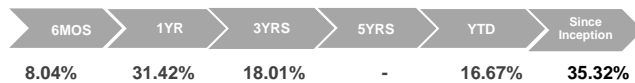
# AIA PHILAM LIFE ELITE ADVENTUROUS FUND

October 31, 2024

## Fund Description

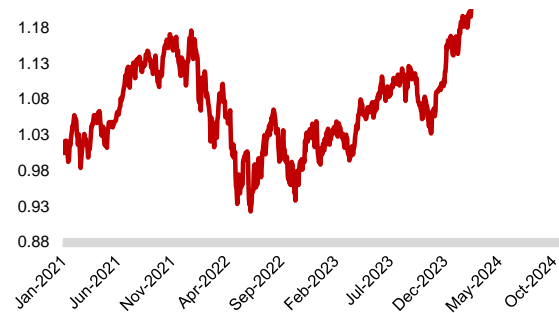
The AIA Philam Life Elite Adventurous Fund seeks long-term total return (combination of capital growth and income) with higher risk by investing in a portfolio of mostly equities and a small proportion of fixed income securities. The ILP Sub-Fund's expected average direct and indirect exposure to equities will be approximately 90% over the long-term, however this exposure may vary from time to time. The other 10% will be invested in fixed income or money market instruments.

## Historical Performance<sup>1</sup>



<sup>1</sup> Returns are net of fees. Past performance is not indicative of future returns

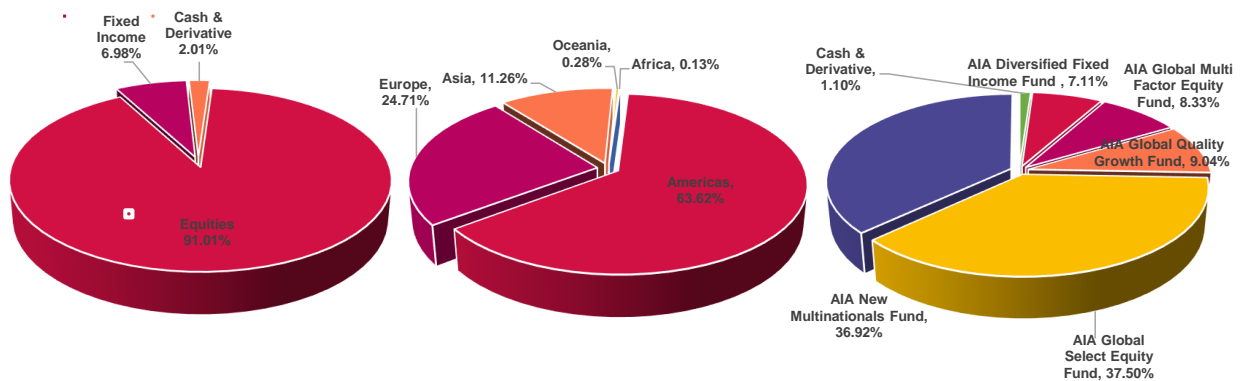
## Net Asset Value Per Unit (NAVPU) Graph



## Key Figures and Statistics

NET ASSET VALUE PER UNIT (NAV)	1.3532
INCEPTION DATE	18 January, 2021
FUND CLASSIFICATION	Equity Fund
RISK PROFILE	Aggressive
FUND CURRENCY	Philippine Peso
DOMICILE	Philippines

## Regional & Asset Allocation



**Readership:** This document is intended solely for the addressee(s). Its content may be legally privileged and/or confidential. This material is only valid if distributed in the Philippines.

**Opinions:** Any opinions expressed in this document may be subject to change without notice. We are not soliciting or recommending any action based on this material.

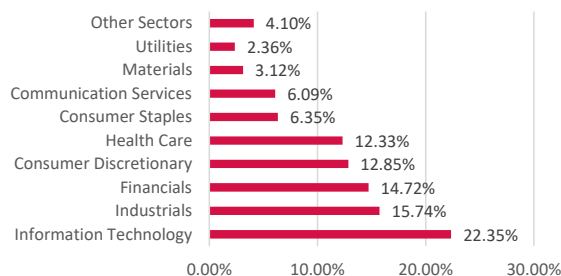
**Risk Warning:** Past performance is not indicative of future results. Our investment management services relate to a variety of investments, each of which can fluctuate in value. The value of portfolios we manage may fall as well as rise, and the investor may not get back the full amount originally invested. The investment risk vary between different types of instruments. For example, for portfolios denominated in foreign currencies, changes in the rate of exchange may cause the value of investments, and consequently the value of the portfolio, to increase or decrease. In the case of a higher portfolio volatility, the realized loss upon redemption may be high, as the investment's value may decline substantially. In making an investment decision, prospective investors must rely on their own examination of the merits and risks involved. Unless otherwise noted, all information contained herein is sourced from AIA Philippines Group internal data. The content included herein has been shared with various in-house departments within the member companies of AIA Philippines Group, in the ordinary course of completion. All AIA Philippines Group member companies comply with the confidentiality requirements of their respective jurisdictions. Parts of this presentation may be based on information received from sources we consider reliable.



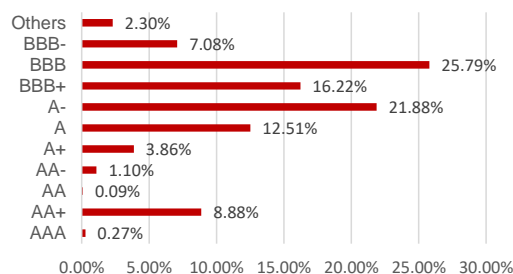
HEALTHIER, LONGER,  
BETTER LIVES

**AIA PHILAM LIFE  
ELITE ADVENTUROUS FUND  
October 31, 2024**

**Equity: Sector Allocation**



**Fixed Income: Ratings Allocation**



**Top Holdings**

**Top 5 (Equities)**

Microsoft Corp	4.20%
Taiwan Semiconductor Manufacturing Co Ltd	2.70%
Visa Inc	1.67%
Meta Platforms Inc	1.65%
Texas Instruments Inc	1.64%

**Top 5 (Fixed Income)**

United States Treasury NoteBond 4.625% 30/06/2026	0.24%
Deutsche Bank AGNew York NY 5.414% 10/05/2029	0.08%
UnitedHealth Group Inc 3.7% 15/12/2025	0.07%
United States Treasury NoteBond 3.5% 30/09/2029	0.07%
United States Treasury NoteBond 4% 31/07/2029	0.07%

**Commentary:**

**Macro Review**

The US economy remained resilient with the Atlanta Fed nowcasting model forecasting positive GDP growth. In October 2024, Nonfarm Payrolls registered its lowest reading since December 2020, though the October 2024 data release could have been impacted by hurricanes. Unemployment rate in October 2024 was similar to September 2024 and Average Hourly Earnings edged up. The US manufacturing sector continued to be sluggish and sunk deeper into contractionary territory in October 2024. However, Services PMI stayed in expansionary territory in October 2024 and increased for the third consecutive month. Citi's Economic Surprise Index for the US continued to improve in October 2024, inflecting from the lows in July 2024. US inflation for October 2024 rebounded from September, halting the steady progress towards the target inflation rate.

In October 2024, the Eurozone manufacturing PMI increased compared to September, but still remained in contraction territory. In contrast, the Eurozone services PMI remained in expansionary territory and the October 2024 reading increased compared to September. Citi's Economic Surprise Index for Eurozone recovered strongly in October 2024 and ended the month in positive territory. Inflation in Eurozone increased in October 2024 compared to September 2024. Policymakers cut rates in the October 2024 ECB meeting.

After the raft of policy announcements in September, investors waited for more concrete measures especially on the fiscal front from Chinese policymakers. China's parliament meeting in early November will be closely watched by investors. In October 2024, China's manufacturing PMI bounced back to expansionary territory, after having been in contractionary territory for five consecutive months. China's non-manufacturing PMI also increased in October 2024 and was in expansionary territory. In October 2024, consumer inflation in China decreased from the previous month. Producer price inflation dipped further in negative territory and has been in negative territory since October 2022. Similar to US and Eurozone, Citi's Economic Surprise Index for China recovered strongly in October 2024 and ended the month in positive territory.

**Market Review**

Global equities declined in October 2024, halting the run of 5 consecutive months of positive returns. For the month ending October 2024, Financials, Communication Services and Energy led while Materials, Consumer Staples and Health Care lagged. In terms of investment styles, Momentum and Growth led while Quality and High Dividend Yield lagged. Across the major geographic regions, US equities led, while India equities lagged.

The fixed income markets also declined in October 2024. US Treasuries, Investment Grade and High Yield indices all were down in October 2024. Treasuries index declined as US 10-year yield increased significantly in October 2024. Credit spreads compressed in October 2024 with High Yield spreads compressing more than Investment Grade spreads.

The commodities markets were mixed in October 2024. Copper was down while Oil and Gold were up in October 2024. The US Dollar appreciated against both DM currencies and Asia currencies in October 2024.

**Portfolio Review**

**Elite Adventurous Fund:**

- The fund delivered positive returns for the month and YTD October 2024, underperforming its benchmark on the month and YTD October 2024.

**SICAV funds**

- In terms of absolute performance, AIA New Multinationals Fund, AIA Global Multi-Factor Equity Fund, AIA Global Quality Growth Fund, AIA Global Select Equity Fund and AIA Diversified Fixed Income Fund delivered negative returns for the month.
- In terms of relative performance, AIA Global Select Equity Fund and Global Multi-Factor Equity Fund outperformed while AIA New Multinationals Fund, AIA Global Quality Growth Fund and AIA Diversified Fixed Income Fund underperformed their respective benchmarks for the month.

**Outlook**

The outlook for equities over the medium term remains constructive. On the fundamentals front, the US economy remains resilient and earnings growth in 2025 is expected to remain positive. On the policy front, central banks around the globe are easing monetary policy. The Federal Reserve embarked on the rate cut cycle in September 2024 with a 50-basis points rate cut. In addition, Chinese policy makers have also embarked on monetary easing and the Politburo has indicated plans to increase public spending to support economic growth.

Our assessment is that we are likely in an equity bull market. Equities has embarked on a strong run Year to October 2024 and the rally further extended with the removal of political uncertainty as there was a clear outcome from the US election. It will not be unexpected for equities to take a breather over the short term as the market digests the developments and checks the exuberance in certain segments of the market.

**Readership:** This document is intended solely for the addressee(s). Its content may be legally privileged and/or confidential. This material is only valid if distributed in the Philippines.

**Opinions:** Any opinions expressed in this document may be subject to change without notice. We are not soliciting or recommending any action based on this material.

**Risk Warning:** Past performance is not indicative of future results. Our investment management services relate to a variety of investments, each of which can fluctuate in value. The value of portfolios we manage may fall as well as rise, and the investor may not get back the full amount originally invested. The investment risk vary between different types of instruments. For example, for portfolios denominated in foreign currencies, changes in the rate of exchange may cause the value of investments, and consequently the value of the portfolio, to increase or decrease. In the case of a higher portfolio volatility, the realized loss upon redemption may be high, as the investment's value may decline substantially. In making an investment decision, prospective investors must rely on their own examination of the merits and risks involved. Unless otherwise noted, all information contained herein is sourced from AIA Philippines Group internal data. The content included herein has been shared with various in-house departments within the member companies of AIA Philippines Group, in the ordinary course of completion. All AIA Philippines Group member companies comply with the confidentiality requirements of their respective jurisdictions. Parts of this presentation may be based on information received from sources we consider reliable.