

# AIA PHILAM LIFE ELITE ADVENTUROUS FUND

August 30, 2024

## Fund Description

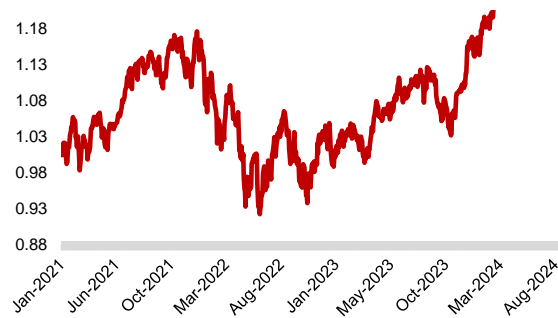
The AIA Philam Life Elite Adventurous Fund seeks long-term total return (combination of capital growth and income) with higher risk by investing in a portfolio of mostly equities and a small proportion of fixed income securities. The ILP Sub-Fund's expected average direct and indirect exposure to equities will be approximately 90% over the long-term, however this exposure may vary from time to time. The other 10% will be invested in fixed income or money market instruments.

## Historical Performance<sup>1</sup>

6MOS	1YR	3YRS	5YRS	YTD	Since Inception
8.43%	17.91%	17.08%	-	13.74%	31.93%

<sup>1</sup> Returns are net of fees. Past performance is not indicative of future returns

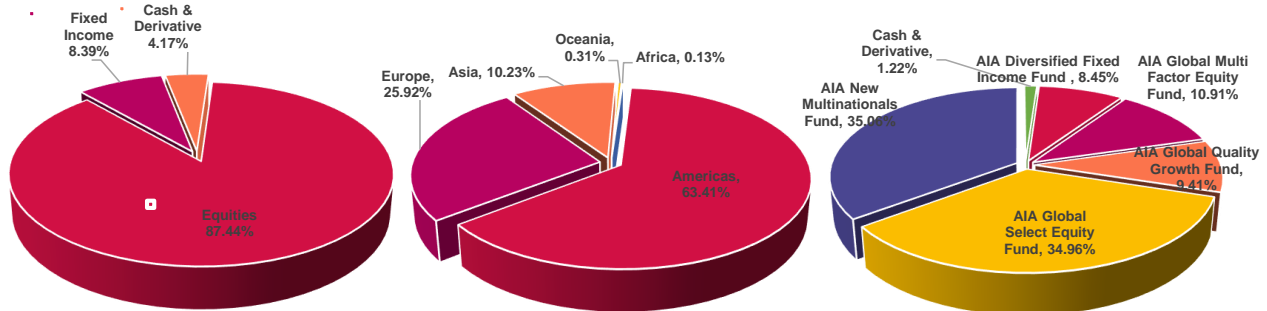
## Net Asset Value Per Unit (NAVPU) Graph



## Key Figures and Statistics

NET ASSET VALUE PER UNIT (NA)	1.3193
INCEPTION DATE	18 January, 2021
FUND CLASSIFICATION	Equity Fund
RISK PROFILE	Aggressive
FUND CURRENCY	Philippine Peso
DOMICILE	Philippines

## Regional & Asset Allocation



**Readership:** This document is intended solely for the addressee(s). Its content may be legally privileged and/or confidential. This material is only valid if distributed in the Philippines.

**Opinions:** Any opinions expressed in this document may be subject to change without notice. We are not soliciting or recommending any action based on this material.

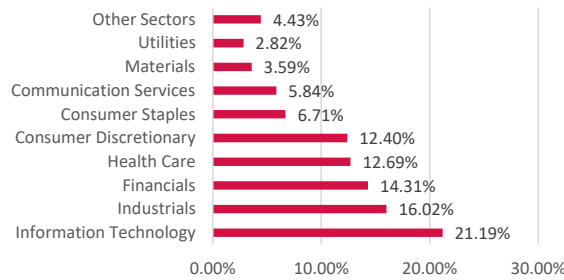
**Risk Warning:** Past performance is not indicative of future results. Our investment management services relate to a variety of investments, each of which can fluctuate in value. The value of portfolios we manage may fall as well as rise, and the investor may not get back the full amount originally invested. The investment risk vary between different types of instruments. For example, for portfolios denominated in foreign currencies, changes in the rate of exchange may cause the value of investments, and consequently the value of the portfolio, to increase or decrease. In the case of a higher portfolio volatility, the realized loss upon redemption may be high, as the investment's value may decline substantially. In making an investment decision, prospective investors must rely on their own examination of the merits and risks involved. Unless otherwise noted, all information contained herein is sourced from AIA Philippines Group internal data. The content included herein has been shared with various in-house departments within the member companies of AIA Philippines Group, in the ordinary course of completion. All AIA Philippines Group member companies comply with the confidentiality requirements of their respective jurisdictions. Parts of this presentation may be based on information received from sources we consider reliable.



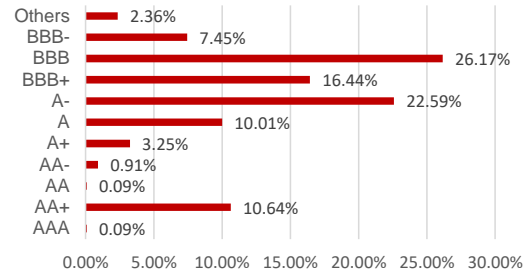
**HEALTHIER, LONGER,  
BETTER LIVES**

**AIA PHILAM LIFE  
ELITE ADVENTUROUS FUND  
August 30, 2024**

**Equity: Sector Allocation**



**Fixed Income: Ratings Allocation**



**Top Holdings**

**Top 5 (Equities)**

Microsoft Corp	4.23%
Taiwan Semiconductor Manufacturing Co Ltd	2.33%
Texas Instruments Inc	1.67%
Visa Inc	1.48%
Deere & Co	1.46%

**Top 5 (Fixed Income)**

United States Treasury NoteBond 4.625% 30/06/2026	0.40%
United States Treasury NoteBond 4.625% 15/05/2054	0.13%
United States Treasury NoteBond 4.25% 30-06-2029	0.12%
Morgan Stanley 1.164% VRN 21/10/2025	0.10%
Equinix Inc 2.625% 18/11/2024	0.10%

**Commentary:**

**Macro Review**

There are signs that the US economy is still growing, albeit at a slower pace. As of August 2024, nowcasting model by the Federal Reserve forecasts positive real GDP growth in the United States. In August 2024, Nonfarm Payrolls continued to be positive, increasing from the previous month but below consensus estimates. The US manufacturing sector continued to be sluggish and has been in contractionary territory for five consecutive months. However, services PMI stayed in expansionary territory in August 2024 after the dip in June 2024. Citi's Economic Surprise Index for the US continued to languish in negative territory in August 2024. US inflation for August 2024 continued to decrease, though remained above the target inflation rate. Policymakers held rates steady in the August 2024 FOMC meeting.

In August 2024, the Eurozone manufacturing PMI continued to languish in contraction territory while the services PMI remained in expansionary territory. Citi's Economic Surprise Index for Eurozone in August 2024 remained firmly in negative territory. Inflation in Eurozone declined in August 2024, though still remained slightly above 2%.

In August 2024, China's manufacturing PMI dipped further in contractionary territory and has been in contractionary territory for the fourth consecutive month. In contrast, the non-manufacturing PMI continued to remain in expansionary territory in August 2024 and increased slightly compared to the previous month. In August 2024, consumer inflation in China increased from the previous month. However, producer price inflation continued to be negative and has been in negative territory since October 2022. Broadly, China's economic releases came in weaker than consensus estimates as Citi's Economic Surprise Index for China ended lower in August 2024 compared to the previous month.

**Market Review**

Global equities continued to rally in August 2024, recovering strongly from the spike in volatility in earlier in the month. For the month ending August 2024, the defensive sectors of Health Care, Consumer Staples and Utilities led while Energy, Consumer Discretionary and Materials lagged. In terms of investment styles, Minimum Volatility outperformed while Momentum underperformed. Across the major geographic regions, Europe equities led, while China equities lagged.

The fixed income markets also delivered positive returns in August 2024. US Treasuries, Investment Grade and High Yield indices all delivered positive returns in August 2024. Corporate bonds outperformed Treasuries. Treasuries index was up as US 10-year yield declined in August 2024. Credit spreads of High Yield tightened in August 2024 while that of Investment Grade was about flat.

The Commodities markets had mixed performances in August 2024. Gold was up while Oil and Copper were down in August 2024. The US Dollar fell against both DM currencies and Asia currencies in August 2024.

**Portfolio Review**

**Elite Adventurous Fund:**

- The fund delivered negative returns for the month but positive returns for YTD August 2024, outperforming its benchmark on the month but underperforming YTD August 2024.

**SICAV funds**

- In terms of absolute performance, AIA New Multinationals Fund, AIA Global Multi-Factor Equity Fund, AIA Global Quality Growth Fund, AIA Global Select Equity Fund and AIA Diversified Fixed Income Fund delivered positive returns for the month.
- In terms of relative performance, AIA New Multinationals Fund, AIA Global Quality Growth Fund, AIA Global Select Equity Fund and AIA Diversified Fixed Income Fund outperformed their respective benchmarks for the month.

**Outlook**

The outlook for equities over the medium term remains constructive. While the economy is showing signs of slowing, our base case is that an economic recession is not imminent. Real GDP growth in the US remains positive and above levels in previous recessions. Earnings growth remains intact and is poised to continue its positive trajectory. On the inflation front, there are positive developments as inflation is falling and this gives the Federal Reserve the capacity to cut rates to support growth.

The relatively fast pace which the equity markets rebounded in August is an indication that the equity bull market remains intact. However, markets are entering into a seasonally weak period and investors could be circumspect in risk taking due to the upcoming US elections. Indicators remain mixed with equity breadth improving but below highs seen in the year. Risk appetite is also not strong with high beta stocks underperforming low volatility stocks. Looking ahead, there is capacity for the Elite Funds to add risk. To that end, we are carefully analysing the markets and will be guided by our balance-of-indicators approach.

**Readership:** This document is intended solely for the addressee(s). Its content may be legally privileged and/or confidential. This material is only valid if distributed in the Philippines.

**Opinions:** Any opinions expressed in this document may be subject to change without notice. We are not soliciting or recommending any action based on this material.

**Risk Warning:** Past performance is not indicative of future results. Our investment management services relate to a variety of investments, each of which can fluctuate in value. The value of portfolios we manage may fall as well as rise, and the investor may not get back the full amount originally invested. The investment risk vary between different types of instruments. For example, for portfolios denominated in foreign currencies, changes in the rate of exchange may cause the value of investments, and consequently the value of the portfolio, to increase or decrease. In the case of a higher portfolio volatility, the realized loss upon redemption may be high, as the investment's value may decline substantially. In making an investment decision, prospective investors must rely on their own examination of the merits and risks involved. Unless otherwise noted, all information contained herein is sourced from AIA Philippines Group internal data. The content included herein has been shared with various in-house departments within the member companies of AIA Philippines Group, in the ordinary course of completion. All AIA Philippines Group member companies comply with the confidentiality requirements of their respective jurisdictions. Parts of this presentation may be based on information received from sources we consider reliable.